

2026 EDITION



**CERVO**<sup>®</sup>  
ENERGIZING LIVES



PREMIUM  
FINISH



SILENT  
OPERATION



LONG  
LIFE

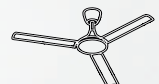

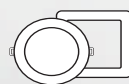


SHOCK  
PROOF



AN ISO 9001:2015 CERTIFIED COMPANY

**INNOVATION  
THAT**  
*Inspires*



Dear Friend,

We the Cervo team congratulate all on the successful completion of 38 years of its service & development. It has become possible only with the help of all our crew members, our esteemed dealers, distributors and well-wishers, who encouraged us to always keep developing new products and improve their quality day by day with regular interaction & good advice.

This relation with our customers is our most precious achievement. Along with this the product range of Cervo family is increasing according to market requirements & improving customer's status.

The company is accredited with ISO-9001:2015 certification for excellent management system. Our products are accredited with ISI mark by Bureau of Indian standards which stands as a testimony to our strict and vigilant quality committed to customer satisfaction besides prompt after sales service.

Consult the nearest Cervo distributor, dealer for the latest product information or to find the right combination of switches & accessories for a specific job to suit your decor. our dealers, distributors' architects will be pleased to help you.

Thank You.

TOLL FREE NO. 1800 572 9672

CERTIFICATION



# BRIGHTEN EVERY SPACE

WITH **CERVO** LED LIGHTS

— Modern Design. Superior Performance. Long Lasting. —



ENERGY  
SAVING



HIGH  
BRIGHTNESS



DURABLE  
& RELIABLE



EYE  
COMFORT



PREMIUM  
QUALITY



LOW POWER  
CONSUMPTION



EASY  
INSTALLATION



LONG  
LIFESPAN

LIGHT THAT **DEFINES** YOUR SPACE



Trusted by  
Professionals



Perfect for Homes,  
Offices & Commercial Spaces



A Smart Choice for a  
Brighter Tomorrow



**CERVO**<sup>®</sup>  
ENERGIZING LIVES

# LED Panel Light

S.NO.	CODE	DESCRIPTION	SIZE / CUTOUT	LUMENS	PACK
<b>Slim Magic Panel ( Plastic ) Series</b>				<input type="checkbox"/> Square <input checked="" type="radio"/> Round	
01	L 07	8 W Magic Panel	102mm	800 Lm	40
02	L 07P	12 W Magic Panel		1200 Lm	40
03	L 08	16 W Magic Panel	153mm	1600 Lm	40
04	L 09	22 W Magic Panel	203mm	2200 Lm	20
05	L 07(3X1)	8 W Magic Panel 3 in 1 ( WH-WW-NW )		-----	40
06	L 08(3X1)	16 W Magic Panel 3 in 1 ( WH-WW-NW )		-----	40
<b>Surface Ring Frame For Magic Panel ( Plastic )</b>				<input type="checkbox"/> Square <input checked="" type="radio"/> Round	
07	L 10	8 W Surface Ring Frame Only	110mm	-----	10
08	L 11	16 W Surface Ring Frame Only	160mm	-----	10
09	L 12	22 W Surface Ring Frame Only	210mm	-----	10
<b>Compaq Panel</b>				<input checked="" type="radio"/> Round	
10	L 10B	12 W Compaq Panel Light	-----	1200 Lm	40
11	L 11B	16 W Compaq Panel Light	-----	1800 Lm	40
<b>Slim Panel ( Aluminum )</b>				<input type="checkbox"/> Square <input checked="" type="radio"/> Round	
12	L 01	4 W Slim Panel	60mm	350 Lm	40
13	L 02	7 W Slim Panel	110mm	700 Lm	40
14	L 03	12 W Slim Panel	160mm	1150 Lm	40
15	L 04	18 W Slim Panel	210mm	1750 Lm	20
16	L 06	36W/48W Slim Panel [ 2' X 2' ]	300mm	3200 Lm	05
<b>Surface Panel ( Aluminum Housing )</b>				<input type="checkbox"/> Square <input checked="" type="radio"/> Round	
17	L 18A	6 W Surface Panel Light	120mm	550 Lm	40
18	L 19A	12 W Surface Panel Light	170mm	1150 Lm	20
19	L 20A	18 W Surface Panel Light	220mm	1750 Lm	20
<b>Adjustable Panel ( Flexi )</b>				<input checked="" type="radio"/> Round	
20	L 07A	8 W Adjustable Panel Light (Flexi)	2 to 3.5	800 Lm	40
21	L 08A	15 W Adjustable Panel Light (Flexi)	3 to 5	1200 Lm	40
22	L 09A	18 W Adjustable Panel Light (Flexi)	6 to 8	1600 Lm	20
<b>Rimless Surface Panel ( Plastic )</b>				<input checked="" type="radio"/> Round	
23	L 35R	8 W Surface Panel Light	-----	700 Lm	40
24	L 36R	16 W Surface Panel Light	-----	1000 Lm	40





**CERVO**<sup>®</sup>  
ENERGIZING LIVES

# LED DownLights

S.NO.	CODE	DESCRIPTION	LUMENS	PACK
-------	------	-------------	--------	------

## Deep Down Light



Joy

Cute Plus

25	L36	3 W Deep Down Light Cute Plus (Size: 80mm Cutout: 38mm)	300 Lm	100
----	-----	---	--------	-----

26	L36S	4 W Striker ( Slim Surface Light )	400 Lm	100
----	------	------------------------------------	--------	-----

27	L37	3 W Deep Down Light ( Joy ) Size: 72mm Cutout: 50mm Height: 35mm	300 Lm	100
----	-----	---	--------	-----

28	L38	4 W Deep Down Light Rainbo ( Suitable for Deep Junction Box )	400 Lm	100
----	-----	---	--------	-----

29	L50A	8 W Surface Deep Down Light ( For Deep Junction )	800 Lm	100
----	------	---	--------	-----



Deep Down Light



Striker

Colours Available :

## Concealed Down Lights



Blaze

Hero

30	L39	7 W Down Light ( Magic )	700 Lm	
----	-----	--------------------------	--------	--

31	L40P	6 W Down Light ( Pure ) ( Plastic Body )	600 Lm	100
----	------	--	--------	-----

32	L40	6 W Down Light ( Hero ) ( Plastic Body )	600 Lm	40
----	-----	--	--------	----

33	L41	9 W Down Light ( Nexa Plus ) ( Plastic Body )	700 Lm	40
----	-----	---	--------	----

34	L42	9 W Down Light ( Yuva ) ( Plastic Body )	900 Lm	40
----	-----	--	--------	----

35	L44	10 W Down Light ( Blaze ) ( Aluminium Body )	1000 Lm	40
----	-----	--	---------	----



Yuva



Nexa Plus



Pure

Colours Available :

## 3 Colours 3 in 1 Lights Round

36	L45	3 W Joy ( 3in1 ) ( WH-WW-NW ), ( R+B+P ), ( G+P+W )	300 LM	40
----	-----	---	--------	----

37	L46	4 W Rainbo ( 3in1 ) ( WH+Pink ) ( WH+Blue ) ( WH+Multi Color )	400 LM	40
----	-----	--	--------	----

38	L47A	8 W Trio ( 3in1 ) ( Crystal-Glass Frame )	800 Lm	40
----	------	---	--------	----

39	L47 3X1	8 W Surface Panel Light Zoom ( Plastic Body ) ( 3in1 )	800 Lm	40
----	---------	--	--------	----

40	L47S	8 W Trio ( Surface Zoom Plastic Panel ) ( R+B+P ), ( G+P+W )	800 Lm	40
----	------	--	--------	----

41	L48	6 W Down Light Trio ( Plastic Body ) ( 3in1 )	600 Lm	100
----	-----	---	--------	-----



Trio



Zoom

Colours Available :

## Multi Colour 3 in 1 Panel / Surface Light Round

42	L21	6 W ( 3+3 ) Panel Light Slim ( 3 in 1 ) ( WH + PN ) ( WH + BL ) ( WH + GR ) ( WH + Multi Colour )	600 Lm	40
----	-----	--	--------	----

43	L21S	6 W ( 3+3 ) Surface Light ( 3 in 1 ) ( WH + Pink ) ( WH + Blue ) ( WH + Multi Colour )	600 Lm	20
----	------	---	--------	----

44	L22	12 W ( 6+6 ) Panel Light Slim ( 3 in 1 ) ( WH + PI ) ( WH + BL ) ( WH + Multi Colour )	1200 Lm	40
----	-----	---	---------	----

45	L22S	12 W ( 6+6 ) Surface Light ( 3 in 1 ) ( WH + PI ) ( WH + BL )	1200 Lm	20
----	------	---	---------	----

46	L23	17 W ( 12+5 ) Panel Light Slim ( 3 in 1 ) ( W + BL ) ( W + Multi Colour )	1700 Lm	40
----	-----	--	---------	----

47	L23S	17 W ( 12+5 ) Surface Light ( 3 in 1 ) ( W + Multi Colour )	1700 Lm	20
----	------	---	---------	----




Colours Available :



**CERVO**<sup>®</sup>  
ENERGIZING LIVES

# LED COB Lights

S.NO.	CODE	DESCRIPTION	LUMENS	PACK
<b>COB Lights</b>				
48	L54C	2 W COB Spot Light ( Bullet )	120 Lm	100
49	L55C	3 W COB Spot Light ( Cute )	360 Lm	100
50	L55B	5 W COB Spot Light ( Bright ) ( Moveable )	360 Lm	100
51	L52	9 W COB Spot Light ( Bright ) ( Moveable )	900 Lm	40
52	L52A	12 W COB ( Bright ) ( Moveable ) ( Unbreakable Plastic Body )	1200 Lm	40
53	L60	30 W COB Spot Light ( Moveable ) ( Aluminium )	6000 Lm	10
54	L61C	50 W COB Spot Light ( Moveable ) ( Aluminium Size: 198x168x170mm )	6000 Lm	10
<b>COB Spot Light ( Projector )</b>				
55	L62W	7 W COB Spot Light ( White )	120 Lm	40
56	L63W	12 W COB Spot Light ( White )	360 Lm	40
57	L64W	18 W COB Spot Light ( White )	360 Lm	40
58	L62R	7 W COB Spot Light ( Black Rose Gold )	900 Lm	40
59	L63R	12 W COB Spot Light ( Black Rose Gold )	6000 Lm	40
60	L64R	18 W COB Spot Light ( Black Rose Gold )	6000 Lm	40
<b>Wall / Track Light ( White &amp; Black )</b>				
61	L53	12 W Track Light	1440 Lm	40
62	L53W	12 W Wall Light	1440 Lm	40
63	L54	24 W Track Light	2880 Lm	20
64	L54W	24 W Wall Light	2880 Lm	20
65	L55	36 W Track Light	4320 Lm	20
66	L55W	36 W Wall Light	4320 Lm	20
67	L56	50 W Track Light	6000 Lm	10
68	L56W	50 W Wall Light	6000 Lm	10
69	L61	1 mtr. Track Light Channel ( Aluminium ) ( Suitable For Track Lights Up To 3 Pcs. )	-----	20



S.NO.	CODE	DESCRIPTION	LUMENS	PACK
-------	------	-------------	--------	------

### LED Elevation ( Outdoor Wall Light )



1 Way



2 Way Ball Light

70	L64	K Type 1 Way Light ( 72mmX73mm )	500 Lm	40
----	-----	----------------------------------	--------	----

71	L62U	K Type 2 Way ( Up & Down ) Light ( 72mmX140mm )	1000 Lm	40
----	------	---	---------	----

72	L62A	Ball Light 4 Way ( 65mmX65mm )	1600 Lm	40
----	------	--------------------------------	---------	----

73	L62L	Ball Light 2 Way ( 65mmX65mm )	1600 Lm	40
----	------	--------------------------------	---------	----



K Type



4 Way Ball Light

### Curv Light



74	L62M	2+2 Way ( Up & Down ) Light Curvv	1600 Lm	40
----	------	-----------------------------------	---------	----



75	L62N	4+4 Way ( Up & Down ) Light Curvv	1600 Lm	40
----	------	-----------------------------------	---------	----

### Cylindrical Lights



76	L62O	10 w Cylinder Light	1000 Lm	40
----	------	---------------------	---------	----



77	L62B	12 w Cylinder Light	1000 Lm	40
----	------	---------------------	---------	----




78	L62C	15 w Cylinder Light	1500 Lm	40
----	------	---------------------	---------	----

### Bulk Head IP 65



79	L77BH	10 w Bulk Head IP 65	1100 Lm	20
----	-------	----------------------	---------	----

80	L77B2	20 w Bulk Head IP 65	2200 Lm	20
----	-------	----------------------	---------	----



**Heavy Duty Aluminium Casted Fixture**  
\*Also Available with Day/Night Sensor

S.NO.	CODE	DESCRIPTION	LUMENS	PACK
<b>Emergency Lamp</b>				
81	L79EB	10 W LED Emergency Lamp ( With Guarantee ) ( Backup Up to 4 to 5 Hrs. ) 2000 Mah Battery	1000 Lm	100
82	L79EC	15 W LED Emergency Lamp ( With Guarantee ) ( Backup Up to 3 to 4 Hrs. ) 2000 Mah Battery	1500 Lm	100
83	L89	LED 0.5 W Night Lamp ( Colour: Red, Blue )	-----	100
<b>LED Lamp</b>				
84	L80A	3 W LED Lamp	300 Lm	100
85	L80B	5 W LED Lamp	500 Lm	100
86	L80	7 W LED Lamp	700 Lm	100
87	L81	10 W LED Lamp	900 Lm	100
88	L83	12 W LED Lamp	1200 Lm	50
89	L84	15 W LED Lamp	1500 Lm	50
90	L85	20 W LED Lamp	2000 Lm	50
91	L86	30 W LED Lamp	3000 Lm	30
92	L87	40 W LED Lamp	4000 Lm	30
93	L88	50 W LED Lamp	5000 Lm	20
<b>LED Tube Lights</b>				
94	L81T1	5 W 1"T-5 ( Length: 300mm)	1200 Lm	30
95	L81T2	10 W 2"T-5 ( Length: 600mm)	1200 Lm	30
96	L81T5	22 W 4"T-5 ( Length: 1200mm)	2200 Lm	20
97	L81T8	40 W 4"T-8 ( Length: 1200mm)	4000 Lm	20
<b>LED Strip ( 50-50 LED)</b>				
98	L28	LED Strip 5 mts. Roll ( 240 LED) (White, W.White, N.White)		50
99	L29	LED Strip 5 mts. Roll ( 240 LED) (White, W.White, Red, Blue Green, Pink)		50
100	L30	5A LED Strip Power Supply up to 5 mtrs.		50
101	L31	10A LED Strip Power Supply up to 5 and 10 mtrs.		50
102	L32	LED Rope Insulated-50 mtr Roll (White, W.White, Red, Blue Green)		4
103	L32T	LED Rope Light Tiranga 15 mtr Roll		4
104	L33	LED Rope Insulated-50 mtr Roll (Red, Blue, Green, Pink)		4
105	L33MR	Led Rope Light Multi Color 50 mtr Roll ( With Remote )		4
106	L34	Power Chord		-----
107	L34M	Power Chord ( For Multi Color With Remote) Suitable for 25 mtr.		-----
108	L34C	Middle Joint Connector		-----



S.NO.	CODE	DESCRIPTION	LUMENS	PACK
-------	------	-------------	--------	------

### LED Flood Light ( Glass Type ) Heavy Duty



109	L78X	50 W Flood Light ( Heavy Duty )	6000 Lm	20
110	L79X	100 W Flood Light ( Heavy Duty )	12000 Lm	10
111	L81X	200 W Flood Light ( Heavy Duty )	12000 Lm	10
112	L82X	300 W Flood Light ( Heavy Duty )	6000 Lm	20
113	L83X	400 W Flood Light ( Heavy Duty )	12000 Lm	10
114	L80X	500 W Flood Light ( Heavy Duty )	12000 Lm	10

### LED Flood Light ( Lens Type ) ( With Driver ) IP 65/66



115	L77	30 W Flood Light ( Slim )	3600 Lm	15
116	L78	50 W Flood Light ( Slim )	6000 Lm	20
117	L79	100 W Flood Light ( Slim )	12000 Lm	10
118	L79A	150 W Flood Light ( Slim )	15000 Lm	05
119	L79B	200 W Flood Light ( Slim )	15000 Lm	05

### LED Flood Light Dob Compaq



120	L78C	50 W Flood Light ( Compaq )	6000 Lm	20
121	L79C	100 W Flood Light ( Compaq )	12000 Lm	10
122	L80C	150 W Flood Light ( Compaq )	12000 Lm	10
123	L81C	200 W Flood Light ( Compaq )	12000 Lm	10
124	L82C	300 W Flood Light ( Compaq )	12000 Lm	10
125	L83C	400 W Flood Light ( Compaq )	12000 Lm	10

### LED Street Lights ( Lens Type ) IP 65/66



126	L67B	30 W Street Light	4320 Lm	25
127	L69	50 W Street Light	6000 Lm	10
128	L70	100 W Street Light	12000 Lm	04
129	L70G	200 W Street Light ( Glass Model )	12000 Lm	04

### LED Street Lights ( DOB Type-Compaq ) IP 65/66



130	L69C	50 W Street Light ( Compaq )	4320 Lm	25
131	L70C	100 W Street Light ( Compaq )	6000 Lm	10

### LED Street Lights Glass Type IP 65/66




132	L67SL	30 W LED Street Light ( Heavy Duty )		25
133	L68SL	45 W LED Street Light ( Heavy Duty )		10
134	L69SL	50 W LED Street Light ( Heavy Duty )		10
135	L70SL	100 W LED Street Light ( Heavy Duty )		04

# POLYCARBONATE Series

S.NO.	CODE	DESCRIPTION	PACK
-------	------	-------------	------

### 6A. Switches Zee Plus



136	C161	One Way Switch Neo	20
137	C162	Two Way Switch Neo	20
138	C163	Bell Push Neo	20
139	C161N	One Way Switch Nice	20
140	C162N	Two Way Switch Nice	20
141	C163N	Bell Push Nice	20
142	C168	Indicator	20

### 6A. Switches & Accessories Zee Plus



143	C169	2 Pin Socket	20
144	C170	6 A Multi Socket	10
145	C171	T.V. Antenna Socket Mini	20
146	C172	Tel. Jack Socket Mini	20
147	C173	10A. Kit-Kat Fuse	10
148	C174	Reguletor Volume S/W Type 300W	10
149	C174S	Reguletor Volume S/K Type 400W	10
150	C175	S/K Type 4 Step 300W Dimmer	10
151	C176	S/K Type 5 Step 400W Dimmer	10

### 16A. Switch & Socket / Accessories Zee Plus



152	C177	16A. One Way Switch ( Porclain Back )	10
153	C178	6 & 16A. Multi Socket ( Porclain Back )	10
154	C178	16A. 2 Way Switch	10
155	C179	16A. Switch & Socket Combined Without Box	10

### 6A. & 16A. Switch & Socket Combined With Box



16A. SS Combined

6A. SS Combined



6A. & 16A. Double Combined

156	C160	6A/16A 5 in 1 Reva With J.Box	10
157	C181	6A. Switch & Socket Combined With Box Polycarbonate Unbreakable Body	10
158	C182	6A./16A. Switch & Socket Combined With Box	05
159	C182S	6A./16A. Switch & Socket Combined With Box With Shutter	05
160	C182D	6A./16A. Switch & Socket Double Combined With Box	05
161	C180B	6A./16A. Switch & Socket Fuse & Indicator 5 in 1 With Box	05

## 16A SS COMBINED

Switch+Socket  
one smart solution



SMART CONTROL.  
SAFE CONNECTION.



**CERVO**<sup>®</sup>  
ENERGIZING LIVES

# CONTROL MADE SIMPLE

RELIABLE. DURABLE. EFFICIENT.

High-quality modular electrical solutions for modern homes, offices & industries.



**PRECISE  
CONTROL**



**PREMIUM  
QUALITY**



**EASY  
OPERATION**



**STRONG &  
DURABLE**



**HIGH SAFETY  
STANDARDS**



**HEAT RESISTANT  
MATERIAL**



**LONG LASTING  
PERFORMANCE**



**EASY  
INSTALLATION**



POWERING SAFETY. DELIVERING TRUST.



MODULAR DESIGN



ENERGY EFFICIENT







PERFECT FOR EVERY SPACE

# MODULAR Series

S.NO.	CODE	DESCRIPTION	MOD	PACK
<b>Modular Switches Rocker</b>				
162	C01	One Way Switch	1 Mod	20
163	C04	Two Way Switch	1 Mod	20
164	C07	Bell Push	1 Mod	20
165	C09	16A. One Way Switch	1 Mod	20
<b>Modular Switches Magic ( Flat Switch )</b>				
166	C02	One Way Switch ( Magic )	1 Mod	20
167	C05	Two Way Switch ( Magic )	1 Mod	20
168	C08	Bell Push ( Magic )	1 Mod	20
169	C10	16A. One Way Switch	1 Mod	20
<b>Modular Switches Sierra</b>				
170	C02M	One Way Switch	1 Mod	20
171	C05M	Two Way Switch	1 Mod	20
172	C05MB	Bell Push	1 Mod	20
173	C11M	16A. One Way Switch	1 Mod	20
<b>Modular Switches i-zoom ( Chrome Finish )</b>				
174	C03	One Way Switch	1 Mod	25
175	C06	Two Way Switch	1 Mod	20
176	C06B	Bell Push	1 Mod	20
177	C11	16A. One Way Switch	1 Mod	20
<b>Modular Switches</b>				
178	C09M	20A. One Way Switch ( Porcelain Base )	1 Mod	25
179	C10M	20A. One Way Switch ( Flat Switch )	1 Mod	10
180	C12	Bell Push/ 16A. Switch ( with indicator )	2 Mod	10
181	C07i	Indicator	1 Mod	20
<b>Modular Sockets</b>				
182	C13	6A. 2 Pin Socket	1 Mod	20
183	C13 P	6A. 3 Pin Socket	1 Mod	20
184	C14	6A. 5 Pin Socket	2 Mod	10
185	C15	6A. Multi Socket ( with Shutter )	2 Mod	10
186	C17	6 & 16 Multi Socket ( with Shutter )	2 Mod	10
187	C17P	16 A Socket ( without Shutter ) Porcelain Base	2 Mod	10
188	C18	25 A. Multi Socket ( Porcelain Base )	2 Mod	10
189	C19	Dimmer Volume 1M	1 Mod	10
<b>Modular Electronic Fan Dimmer</b>				
190	C19D	Fan Dimmer ( Switch Type )	1 Mod	10
191	C20	Step Fan Regulator ( Switch Step Type 300W )	1 Mod	10
192	C21	Step Fan Regulator ( Newly Designed ) Socket Step Type ( 400W )	2 Mod	10
193	C21 I	Regulator 2 M Step With LED Indi. ( Magic )	2 Mod	10



# MODULAR Series



S.NO.	CODE	DESCRIPTION	MOD	PACK
-------	------	-------------	-----	------

### Modular Switches Rocker

194	C01B	One Way Switch	1 Mod	20
195	C04B	Two Way Switch	1 Mod	20
196	C07B	Bell Push	1 Mod	20
197	C09B	16A. One Way Switch	1 Mod	20
198	C09MB	20A. Switch Mod Rocker ( Porcelain Base )	1 Mod	20

### Modular Switches Magic ( Flat Switch )

199	C02B	One Way Switch ( Magic )	1 Mod	20
200	C05B	Two Way Switch ( Magic )	1 Mod	20
201	C08B	Bell Push ( Magic )	1 Mod	20
202	C10B	16A. One Way Switch	1 Mod	20

### Modular Switches i-zoom ( Chrome Finish )

203	C03B	One Way Switch	1 Mod	20
204	C06B	Two Way Switch	1 Mod	20
205	C06BB	Bell Push	1 Mod	20
206	C11B	16A. One Way Switch	1 Mod	20

### Modular Switches

207	C09MBB	20A. One Way Switch ( Porcelain Base )	1 Mod	20
208	C12B	Bell Push/ 16A. Switch ( with indicator )	2 Mod	10
209	C07iB	Indicator	1 Mod	20

### Modular Sockets

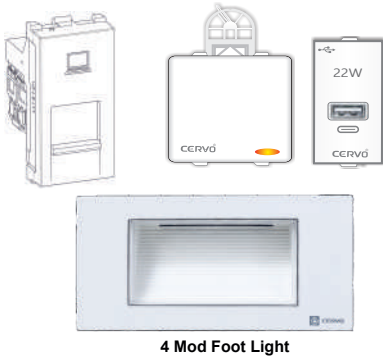
210	C13B	6A. 2 Pin Socket	1 Mod	20
211	C14B	6A. 5 Pin Socket	2 Mod	10
212	C15B	6A. Multi Socket ( with Shutter )	2 Mod	10
213	C17B	6 & 16 Multi Socket ( with Shutter )	2 Mod	10
214	C17PB	16A Socket ( without Shutter ) Porcelain Base	2 Mod	10
215	C09M-B	25 A. Multi Socket ( Porcelain Base )	2 Mod	10

### Modular Electronic Fan Dimmer

216	C19B	Dimmer Volume ( Switch Type )	1 Mod	10
217	C20B	Step Fan Regulator ( Switch Step Type 300W )	1 Mod	10
218	C21B	Step Fan Regulator ( Newly Designed ) Socket Step Type ( 400W )	2 Mod	10
219	C21 i-B	Regulator 2Mode Step With Led Indicator ( Magic )	2 Mod	10

# MODULAR Series

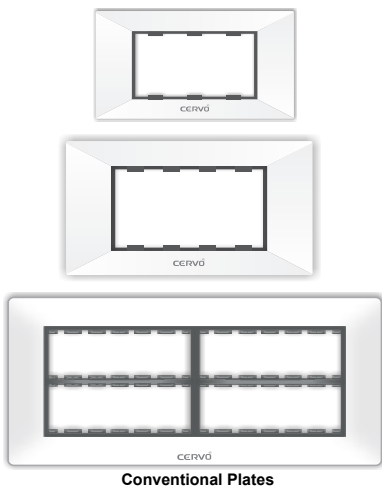
S.NO.	CODE	DESCRIPTION	LUMENS	PACK
<b>Modular Switch Accessories</b>				
220	C23	Telephone Jack ( With Shutter )	1 Mod	20
221	C22	T.V. Antenna Socket	1 Mod	20
222	C25F	USB Charging Socket 22W ( C + A Type )	1 Mod	10
223	C25	USB Charging Socket 15W ( A Type )	1 Mod	10
224	L66	Foot Light LED ( All Colours ) ( Red, Blue, Green, Pink, White, N.White, W.White )	4 Mod	10
225	L66A	Foot Light LED ( 3 in 1 )	4 Mod	10
226	C 380	RJ 45 Jack CAT5/6 1 Mod	1 Mod	10
227	C 381	KEY Tag D.P. Switch	2 Mod	10



<b>Motor Starter &amp; Accessories</b>				
228	C28	32A. Double Pole Switch ( indicator )	2 Mod	10
229	C29	25A. Motor Starter ( Single Phase )	2 Mod	10
231	C34	Blank Plate	1 Mod	100
232	C36AC	Modular Surface AC Box Iron Box With D.P MCB and A. 3 Pin Plug	4 Mod	05



<b>Conventional Modular Plates ( For Wooden &amp; Iron Boxes )</b>				
233	C55	1 - Module Plate	(5"x5")	10
234	C56	2 - Module Plate	(5"x5")	10
235	C57	3 - Module Plate	(5"x5")	10
236	C58	4 - Module Plate	(5"x6")	10
237	C59	6 - Module Plate	(9"x5")	10
238	C60	8 - Module Plate ( Sq. )	(10"x5")	10
239	C61	10 - Module Plate	(13"x5")	10
240	C62	12 - Module Plate	(7"x9")	05
241	C63	12 - Module Plate ( H )	(5"x15')	10
242	C64	16 - Module Plate	(7.5"x11')	05
243	C65	18 - Module Plate	(9"x11")	05
244	C66	20 - Module Plate	(7.5"x13")	05



## CERVO

# STEP LIGHT

Bright Steps. Safe Nights.

SOFT & EVEN ILLUMINATION


DURABLE & RELIABLE

ENERGY EFFICIENT

EASY INSTALLATION

SAFETY | STYLE | QUALITY


# MODULAR Plates



**GLASS**  
BLACK



**magic**  
PLATES



**GLASS**  
COPPER



**AURA**  
With LED Indicator

S.NO.	DESCRIPTION	PACK								
	<table border="0" style="width: 100%;"> <tr> <td style="text-align: center;"><b>Magic</b></td> <td style="text-align: center;"><b>Aura Black</b></td> <td style="text-align: center;"><b>Glass Black</b></td> <td style="text-align: center;"><b>Glass Copper</b></td> </tr> <tr> <td style="text-align: center;">Code</td> <td style="text-align: center;">Code</td> <td style="text-align: center;">Code</td> <td style="text-align: center;">Code</td> </tr> </table>	<b>Magic</b>	<b>Aura Black</b>	<b>Glass Black</b>	<b>Glass Copper</b>	Code	Code	Code	Code	
<b>Magic</b>	<b>Aura Black</b>	<b>Glass Black</b>	<b>Glass Copper</b>							
Code	Code	Code	Code							
245	1- Module Plate ( 3"x3" ) C37	C67B	C67G	C67GC	10					
246	2- Module Plate ( 3"x3" ) C38	C67AB	C68G	C68GC	10					
247	3- Module Plate ( 4"x3" ) C39	C68B	C69G	C69GC	10					
248	4- Module Plate ( 5"x3" ) C40	C69B	C70G	C70GC	10					
249	6- Module Plate ( 8"x3" ) C41	C70B	C71G	C71GC	10					
250	8- Module Plate Sq. ( 5"x5" ) C42	C71B	C72G	C72GC	10					
251	8- Module Plate H. ( 9"x3" ) C43	C72B	C73G	C73GC	10					
252	12- Module Plate ( 8"x6" ) C44	C73B	C74G	C74GC	05					
253	16- Module Plate ( 8"x9" ) C44A	-----	C74GA	C74GAC	05					
254	18- Module Plate ( 8"x9" ) C45	C74B	C75G	C75GC	05					


# MODULAR Plates



Hexa CHERRY




Hexa GRAY



Hexa  
Plates



WOODEN




Hexa Blue

S.NO.	DESCRIPTION	Hexa Plates						PACK
		Chrome	Blue	Cherry	Gray	Wooden	Blk Border -White	
		Code	Code	Code	Code	Code	Code	
255	1- Module Plate ( 3"x3" )	C46	C46B	C46C	C46G	C46W	C46BW	10
256	2- Module Plate ( 3"x3" )	C47	C47B	C47C	C47G	C47W	C47BW	10
257	3- Module Plate ( 4"x3" )	C48	C48B	C48C	C48G	C48W	C48BW	10
258	4- Module Plate ( 5"x3" )	C49	C49B	C49C	C49G	C49W	C49BW	10
259	6- Module Plate ( 8"x3" )	C50	C50B	C50C	C50G	C50W	C50BW	10
260	8- Module Plate Sq. ( 5"x5" )	C51	C51B	C51C	C51G	C51W	C51BW	10
261	8- Module Plate H. ( 9"x3" )	C52	C52B	C52C	C52G	C52W	C52BW	10
262	12- Module Plate ( 8"x6" )	C53	C53B	C53C	C53G	C53W	C53BW	05
263	16- Module Plate ( 8"x9" )	C54A	C54BA	C54CA	C54GA	C54WA	C54BWA	05
264	18- Module Plate ( 8"x9" )	C54	C54B	C54C	C54G	C54W	C54BW	05




**CERVO**<sup>®</sup>  
ENERGIZING LIVES

# MODULAR Boxes



**(Metal Box)**



**(Modular Surface Gang Box)**



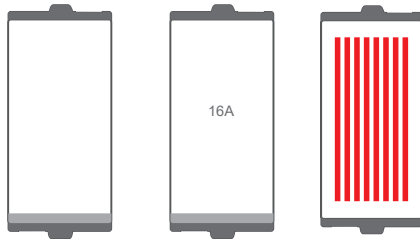
**(Modular Surface Box)**

S.NO.	DESCRIPTION	Metal Box		Modular Surface		Gang Box	
		Code	Pack	Code	Pack	Code	Pack
265	1- Mod / 2-Mod Box ( 3"x3" )	C76	20	C84/85	10/10	C840	10
266	3- Mod Box ( 4"x3" )	C77	10	C86	10	C860	10
267	4- Mod Box ( 5"x3" )	C78	10	C87	10	C870	10
268	6- Mod Box ( 8"x3" )	C79	10	C88	10	C880	10
269	8- Mod Box ( 5"x5" )	C80	10	C89	10	C890	10
270	8- Mod (H.) Box ( 9"x3" )	C81	10	C90	10	C900	10
271	12- Mod Box ( 8"x6" )	C82	05	C91	10	C910	10
272	16- Mod Box ( 8"x9" )	C82A	05	C91A	05	C91AO	05
273	18- Mod Box ( 8"x9" )	C83	05	C92	05	C920	05

# MODULAR Series

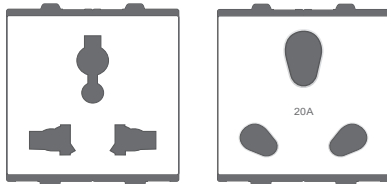
S.NO.	CODE	DESCRIPTION	MOD	PACK
-------	------	-------------	-----	------

### Modular Switches Zoom

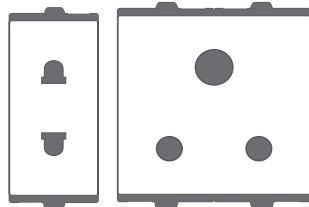


274	CV 1	One Way Switch	1 Mod	20
275	CV 2	10A 1 Way Switch With Indicator Trust	1 Mod	20
276	CV 3	Two Way	1 Mod	20
277	CV 4	Bell Push	1 Mod	20
278	CV 5	10A Bell Push With Indicator Trust	1 Mod	20
279	CV 6	20A. 1Way Switch Trust	1 Mod	20
280	CV 8	20A. 1Way Switch Indicator Trust	1 Mod	20
281	CV 9	10A. 1Way K Switch 4 PART	1 Mod	20
282	CV 10	10A. 2Way K Switch 4 PART	1 Mod	20
283	CV 11	10A. Bell Push K Switch 4 PART	1 Mod	20
284	CV 12	20A. 1Way K Switch 4 PART	1 Mod	20
285	CV 13	Indicator	1 Mod	20


### Modular Sockets



286	CV 14	6A. 2 Pin Socket	1 Mod	20
287	CV 15	6A. 5 Pin Socket	2 Mod	10
288	CV 16	3 PIN Socket 10A ( without Shutter )	2 Mod	10
289	CV 17	6A. Multi Socket ( with Shutter )	2 Mod	10
290	CV 18	10 & 20 Multi Socket ( With Socket )	2 Mod	10
291	CV 19	13A. International Socket	2 Mod	10

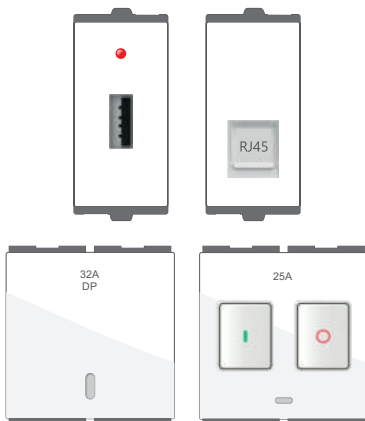


### Modular MCB / Fan Dimmer



292	CV 20	Single Pole MCB 6A. to 32A.	1 Mod	12
293	CV 21	Double Pole MCB 6A. to 32A.	2 Mod	06
294	CV 22	Step Fan Regulator ( Switch Step Type 300W )	1 Mod	10
295	CV 23	Step Fan Regulator ( Newly Designed Socket Step Type 400W )	1 Mod	10
296	CV 24	Night Lamp	2 Mod	10
297	CV 25	Buzzer Bell	2 Mod	10


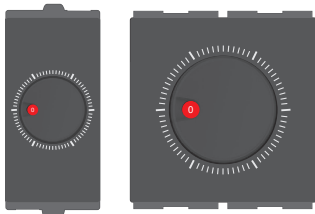


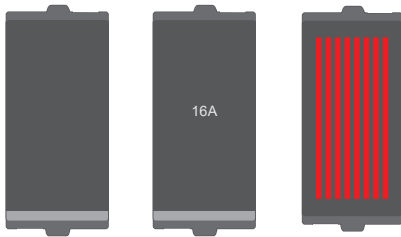
### Modular Switch Accessories



298	CV 27	RJ 45 Jack ( With Shutter )	1 Mod	10
299	C V 30	USB Socket 2A. Fast Charger	2 Mod	10
300	CV 28	32A. Double Pole Switch	2 Mod	10
301	CV 29	25A. Motor Starter Single Phase	2 Mod	10
302	CV 31	Key Tag With Key Ring D.P	2 Mod	10
303	CV 26	Blank Plate	2 Mod	50

# MODULAR Series

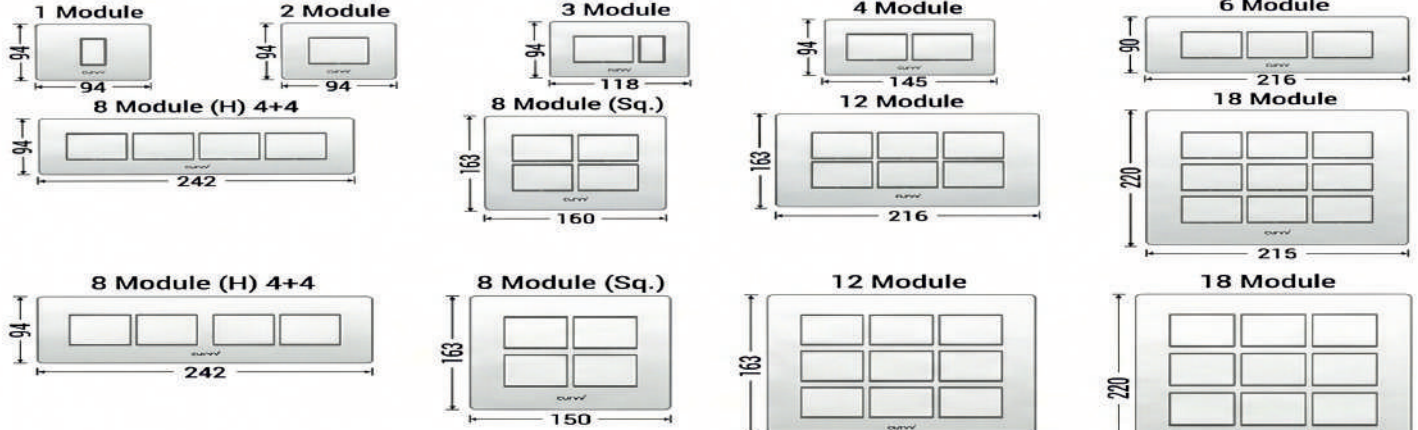
S.NO.	CODE	DESCRIPTION	MOD	PACK
<b>Modular Switches Zoom</b>				
304	CB 1	10A 1 Way Switch Trust	1 Mod	20
305	CB 2	10A 1 Way Switch With Indicator Trust	1 Mod	20
306	CB 3	10A 2 Way Switch Trust	1 Mod	20
307	CB 4	10A Bell Push Trust	1 Mod	20
308	CB 5	10A Bell Push With Indicator Trust	1 Mod	20
309	CB 6	20A. 1 Way Switch Trust	1 Mod	20
310	CB 7	20A. 1 Way Switch with Indicator. Trust	1 Mod	20
311	CB 9	10A. 1 Way K Switch 4 Part	1 Mod	20
312	CB 10	10A. 2 Way K Switch 4 Part	1 Mod	20
313	CB 11	10A. Bell Push K Switch 4 Part	1 Mod	20
314	CB 12	20A 1 Way K Switch 4 Part	1 Mod	20
315	CB 13	Indicator	1 Mod	20
<b>Modular Sockets</b>				
316	CB 14	10A. 2 Pin Socket	1 Mod	20
317	CB 15	10A 2 in 1 Socket	2 Mod	10
318	CB 16	3 Pin Socket 10A Without Shutter	2 Mod	10
319	CB 17	3 Pin Socket 10A With Shutter	2 Mod	10
320	CB 18	20A & 10 A Twin Socket Shutter	2 Mod	10
321	CB 19	13A. International Socket	2 Mod	10
<b>Modular MCB / Fan Dimmer</b>				
323	CB 20	Single Pole MCB 6A. to 32A.	1 Mod	12
324	CB 21	Double Pole MCB 6A. to 32A.	2 Mod	06
325	CB 22	Step Fan Regulator ( Switch Step Type 300W )	1 Mod	10
326	CB 23	Step Fan Regulator ( Newly Designed Socket Step Type 400W )	1 Mod	10
<b>Modular Switch Accessories</b>				
327	CB 27	RJ 45 Jack ( With Shutter )	-----	10
328	CB 30	USB Socket 2A. Fast Charger	-----	10
329	CB 28	32A. Double Pole Switch	-----	10
330	CB 29	25A. Motor Starter Single Phase	-----	10
331	CB 31	Key Tag With Key Ring D.P	-----	10
332	CB 26	Blank Plate	-----	50



# MODULAR Plates

## CURVV WHITE

COVER PLATES WITH MOUNTING PLATES (Available Sizes, Dimension is in MM)



## CAPRINA SERIES

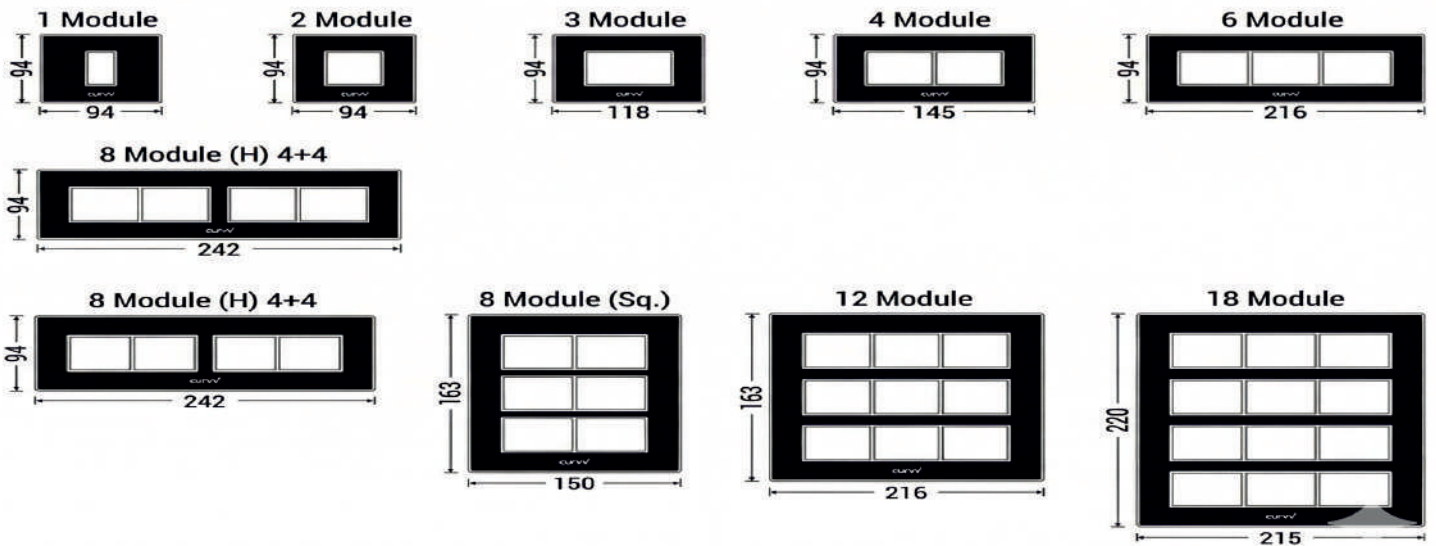
6 Module

18 Module

18 Module

## CURVV BLACK

COVER PLATES With D.P Chrome (Available Sizes) Dimension in MM



S.NO.	DESCRIPTION	PACK
-------	-------------	------

### CURVV White

#### Item Code

333	1 M	CV 32
334	2 M	CV 33
335	3 M	CV 34
336	4 M	CV 35
337	6 M	CV 36
338	8 M	CV 37
339	8H M	CV 38
340	12 M	CV 39
341	16 M	CV 39A
342	18 M	CV 41

### CURVV BLACK

#### Item Code

CB 32	10
CB 33	10
CB 34	10
CB 35	10
CB 36	10
CB 37	10
CB 38	10
CB 39	05
CB 39A	05
CB 41	05



**CERVO**<sup>®</sup>  
ENERGIZING LIVES

# POWERING SAFETY & RELIABILITY

Quality You Can Trust, Safety You Deserve



PREMIUM  
QUALITY



MAXIMUM  
SAFETY



DURABLE &  
RELIABLE



EASY TO  
INSTALL



PERFECT FOR  
EVERY HOME

## COMPLETE RANGE OF ELECTRICAL ACCESSORIES

Built for Performance, Designed for Protection



TRUSTED  
BRAND



ENERGY  
EFFICIENT



CUSTOMER  
SATISFACTION

SAFE CONNECTIONS  
STRONGER FUTURE





S.NO.	CODE	DESCRIPTION	PACK
<b>6A. Switches Zee Plus</b>			
343	C185	Bed Switch PC ( Magic ) Polycarbonate	20
344	C188	Bed Bell Push ( Magic ) Polycarbonate	20
<b>3 Pin Top Polycarbonate</b>			
345	C202	6A. 3 Pin Top Royal (UREA)	20
346	C203	16A. 3 Pin Top Royal (UREA)	20
347	C204	6A. 3 Pin Top Magic	20
348	C205	16A. 3 Pin Top Magic	10
349	C206	16A. 3 Pin Top Parker With Indicator	10
<b>2 Pin Top &amp; Male Female</b>			
350	C211	2 Pin Top Magic ( 3 Parts )	20
351	C211P	2 Pin Top Pure ( PC )	20
352	C215A	2 Pin Top Jumbo Jet	20
353	C214	Male Female Magic ( PC )	20
354	C214P	Male Female Pure ( PC )	30
355	C215B	Male Female Jumbo Jet	20
<b>6A. Multi Plug</b>			
356	C193	5 Pin Multi Plug Hero	20
357	C198	13A. Multi Plug Conversion	20
358	C198M	5 Pin Multi Plug Magic	20
359	C198A	13 AMP Multi Plug P.c. New (Big Heavy Body)	20
360	C196	6 To 16 Amp. Lite To Power Multi Plug	10
361	C196A	5 Pin Multi Plug Eco	20
362	C196AB	Universal Plug With USB Socket	10
<b>Pendent Holders</b>			
363	C215	Skirt Holder ( CPL ) Inter Lock Ring Polycarbonate White	15
364	C217	Pendent Parker Black Inter Lock Ring Polycarbonate	15
365	C219	Multi Parker Black Inter Lock Ring	15
366	C228	Ceiling Rose ( Parker ) Polycarbonate	20
367	C228A	Ceiling Rose 3 Plate ( Parker ) Polycarbonate	20
<b>Round Sheet</b>			
368	C189	Fan Sheet 6"	20
369	C190	Round Sheet POP 4"	40
370	C191	Round Sheet Heavy 4"	100
371	C191J	Junction Box ( 3 Way / 4 Way )	50
372	C191P	PVC Gitti ( 25 mm )	100




Pure Magic Jumbo Jet



Hero LTP Dual USB



Parker Multi Holder CPL PC


















Parker Fan Sheet Round Sheet POP PVC Gitti



**CERVO**<sup>®</sup>  
ENERGIZING LIVES

# MODULAR Accessories

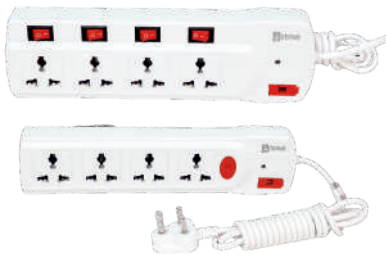
S.NO.	CODE	DESCRIPTION	PACK	
<b>CFL / Lamp Holders Parker</b>				
	373	C221	Batten Holder Interlock Ring Parker	20
	374	C220	Angle Holder Interlock Ring Parker	20
<b>CFL / Lamp Holders Zoom</b>				
	375	C224 iB	Batten Holder Inter Lock Ring i-Zoom With Colour Ring	20
	376	C224 I	Angle Holder Inter Lock Ring i-Zoom With Colour Ring	20
	377	C224J	Batten Holder Inter Lock Ring Joy Available Colour: Metallic Red, Metallic Blue, Silver	20
	378	C224	Angle Holder Inter Lock Ring Joy Available Colour: Metallic Red, Metallic Blue, Silver	20
<b>Modular Holder Hexa ( 5X5 )</b>				
	379	C227H	Batten Holder Square ( 5X5 ) Hexa	10
	380	C227	Angle Holder Square ( 5X5 ) Hexa	10
	381	C227 MB	Batten Holder ( 5X5 ) Mega	10
	382	C227 M	Angle Holder ( 5X5 ) Mega	10
<b>32A. D.P. Switch</b>				
	383	C229	32A. D.P. Switch Surface ( Heavy Duty )	05
	384	C230	32A. D.P. Switch Surface ( Lite )	05
	385	C232	Mini M.C.B D.P Enclosure ( 6-32A. ) D.P.	05
<b>Door Bells Touch</b>				
	386	C234	Bul-Bul 220V. Bell ( Touch )	10
	387	C235	16 Tune Bell ( Touch )	10
	388	C236	POD Vocal Bell ( Touch )	10
	389	C241W	Ding Dong Bell Mechanical	10
<small>*Voices: P.o.d, Gayatri Mantra, T.P.O.D, Assalamualaikum, Radhe Radhe, Jai Shree Ram, O.n.s, Azaan, K.d.k, Tamil 6 in 1, 10 in 1 / Hindi 30 Songs, Satnam Weheguru, Aarti.</small>				
<b>Door Bells</b>				
	390	C242	Water Tank Overflow Alarm Bell	10
	391	C243	Cordless Bell ( Bul-Bul ) 100% Accuracy	05
	392	C241	Ding Dong Bell AC/DC	10



**CERVO<sup>®</sup>**  
ENERGIZING LIVES

# MODULAR Accessories

S.NO.	CODE	DESCRIPTION	PACK
<b>6A. &amp; 16A. Extension Cords</b>			
393	C265	Ext. Cord Jet 2X4	10
394	C266	Ext. Cord Thunder 2X5	10
395	C267	Ext. Cord Eric / LIVA 2X5	05
396	C269	16A. 3 Pin 4 Mtrs. ( Pride )	05
397	C265 L	Ext. Cord Jet 2X8	10
398	C266 L	Ext. Cord Thunder 2X8	05
399	C267 L	Ext. Cord Eric / LIVA 2X8	10
400	C270 N	3 Pin Night Lamp Adaptor	10
401	C270 U	Dual USB Adaptor	05
<b>Spike Guard - Power Strip</b>			
402	C270	6A. 2X2 Multi Plug ( Nice )	10
403	C271	6A. Apple Power Strip 6+1 ( with Long Wire )	10
404	C272	6A. Power Strip 4X1 ( Sleek )	10
405	C273	6A. Power Strip 4X4 ( Sleek )	10
406	C274	6A. Power Strip 4X1 ( Joy )	10
407	C275	6A. Power Strip 4X4 ( Joy )	10
<b>KWH Static Sub. Mater</b>			
408	C279	KWH Static Sub. Meter COUNTER 5A-30A	48
409	C280	KWH Static Sub. Meter DIGITAL/LCD with LED Backlight 5A-30A	48
<b>Motor Capacitor / PVC Insulation Tape</b>			
410	C245	2.50 Mfd ( 27x52 )	50
411	C246	3.15 Mfd ( 30x52 )	50
412	C247	4.00 Mfd ( 35x52 )	32
413	C281	3/4"x7 Mtrs. PVC Tape	30
<b>Multistrand Copper Wire &amp; Cables</b>			
414	C292	.75 Sq. mm Triple Layer	24
415	C293	1.0 Sq. mm Triple Layer	24
416	C294	1.5 Sq. mm Triple Layer	20
417	C295	2.5 Sq. mm Triple Layer	16
418	C296	4.0 Sq. mm Triple Layer	12
419	C297	6.0 Sq. mm Triple Layer	06
420	C298	10.0 Sq. mm Triple Layer	06
<b>Aluminium Cables ( 2 Core )</b>			
421	C301	4.0 Sq. mm	06
422	C302	6.0 Sq. mm	06
423	C303	10.0 Sq. mm	04
424	C304	16.0 Sq. mm	04





**CERVO**<sup>®</sup>  
ENERGIZING LIVES

# MCBs




S.NO.	CODE	DESCRIPTION	PACK
Miniature Circuit Breaker ( M.C.B )			
425	C306 S6	M.C.B SP 6A	12
426	C306 S16	M.C.B SP 16A	12
427	C306 S20	M.C.B SP 20A	12
428	C306 S25	M.C.B SP 25A	12
429	C306 S32	M.C.B SP 32A	12
430	C307	M.C.B SP 40A	12
431	C308	M.C.B SP 63A	12
432	C306 D6	M.C.B DP 6A	06
433	C306 D16	M.C.B DP 16A	06
434	C306 D20	M.C.B DP 20A	06
435	C306 D25	M.C.B DP 25A	06
436	C306 D32	M.C.B DP 32A	06
437	C307D	M.C.B DP 40A	06
438	C308D	M.C.B DP 63A	06
439	C309 T6	M.C.B TP 6A	06
440	C309 T16	M.C.B TP 16A	06
441	C309 T20	M.C.B TP 20A	06
442	C309 T25	M.C.B TP 25A	06
443	C309 T32	M.C.B TP 32A	06
445	C310	M.C.B TP 40A	04
446	C311	M.C.B TP 63A	04
447	C309 F6	M.C.B TP 6A	06
448	C309 F16	M.C.B TP 16A	06
449	C309 F20	M.C.B TP 20A	06
450	C309 F25	M.C.B TP 25A	06
451	C309 F32	M.C.B TP 32A	06
452	C310F	M.C.B FP 40A	03
453	C311F	M.C.B FP 63A	03

## CERVO MINIATURE CIRCUIT BREAKER

HIGH PERFORMANCE | MAXIMUM PROTECTION



सुरक्षा आपका,  
विश्वास हमारा





**CERVO**<sup>®</sup>  
ENERGIZING LIVES

# POWER Controller

S.NO.	CODE	DESCRIPTION	PACK
-------	------	-------------	------

### Isolator DP, Isolator FR, Isolator, Change Over



DP Isolator



Change Over

454	C312	Isolater DP M.C.B 40A	06
455	C313	Isolater DP M.C.B 63A	06
456	C312F	Isolater FP M.C.B 40A	03
457	C313F	Isolater FP M.C.B 63A	03
458	C314	M.C.B Changeover 40A	06
459	C315	M.C.B Changeover 63A	06



FP Isolator



SP



DP



M.C.B  
Change Over

### Tiny Trip Modular Type ( M.C.B )

460	C316	M.C.B SP 6-34A MODULAR	12
461	C316B	M.C.B SP 6A to 32A MODULAR	10
462	C316D	M.C.B DP 6-34A MODULAR	06
463	C316S	M.C.B SP 6A to 32A MODULAR	10
464	C317	M.C.B DP ENCLOSURE	05



1/2  
Pole Plastic



2 Pole Iron



1/2  
Pole With  
Glass Cover

### MCB'S Distribution Boxes ( Plastic )

465	C318	1/2 WAY Plastic MCB Box	10
466	C319	2 Pole Iron MCB Box	10
467	C320	1/2 WAY With Glass Cover MCB Box	10
468	C321	3/4 WAY With Glass Cover MCB Box	05



### Reverse Forward Switch

469	C322	16A. 415 V. R/F Switch	05
470	C323	32A. 415 V. R/F Switch	05
471	C324	25A. ( SP ) AC Box With Top	05
472	C36AC	Modular Surface AC Box Iron Box With D.P. MCB and 16A. 3 Pin Plug	05



PREMIUM QUALITY  
**ISOLATOR  
SWITCHES**

SAFE • RELIABLE • DURABLE



HIGH SAFETY



OVERLOAD  
PROTECTION



EASY  
INSTALLATION



PREMIUM  
QUALITY





**CERVO**<sup>®</sup>  
ENERGIZING LIVES

# MCB Distribution Boxes



**SD**



**Royal**



**SPL**



**Aura TPN**

S.NO.

DESCRIPTION

S.NO.	DESCRIPTION	Single Door		Double Door SPL		Aura Double Door		Glass Door Royal		TPN Double Door		Aura TPN	
		CODE	PACK	CODE	PACK	CODE	PACK	CODE	PACK	CODE	PACK	CODE	PACK
473	4 WAY S.P.N	C325	12	C331	12	C337	12	C349	12	C354	04	C354A	04
474	6 WAY S.P.N	C326	12	C332	12	C338	12	C350	12	C355	03	C355A	03
475	8 WAY S.P.N	C327	10	C333	10	C339	10	C351	10	C356	02	C356A	02
476	10 WAY S.P.N	C328	10	C334	10	C340	10	-----	-----	-----	-----	-----	-----
477	12 WAY S.P.N	C329	08	C335	8	C341	08	C352	8	-----	-----	-----	-----
478	16 WAY S.P.N	C330	08	C336	8	C342	08	C353	8	-----	-----	-----	-----

# SWITCH GEARS

## Heavy Duty



**Main Switch**



**Bus Bar Chamber**



**Automatic Changeover**



**Changeover**

**S.NO. DESCRIPTION**

S.NO.	DESCRIPTION	Main Switch		Changeover Switch		Bus Chamber		Automatic Changeover Switch	
		CODE	PACK	CODE	PACK	CODE	PACK	CODE	PACK
479	16A. 240 V.	C357	20	C364	34	-----	-----	-----	08
480	32A. 240 V.	C358	10	C365	30	-----	-----	C378	10
481	32A. 415V.	C360	06	C366	24	C374	06	-----	-----
482	63A. 240 V.	-----	-----	C367	20	-----	-----	C379	06
483	63A. 415 V.	C361	03	C368	20	C375	03	-----	-----
484	100A. 415 V.	C362	02	C369	15	C376	02	-----	-----
485	200A. 415 V.	C363	01	C370	15	C377	01	-----	-----



# FEEL THE BREEZE

## LIVE THE COMFORT

Modern Design. Powerful Performance.  
Cervo Ceiling Fans for Every Home.

### STYLISH DESIGNS FOR EVERY HOME



- 


**POWERFUL AIRFLOW**  
Stay cool in every season
- 

**SILENT OPERATION**  
Peaceful comfort,  
undisturbed
- 

**ENERGY EFFICIENT**  
High performance  
with low power
- 

**DURABLE & RELIABLE**  
Built to last,  
made to trust



 **STRONG AIRFLOW**  
Feel the difference

 **SILENT PERFORMANCE**  
Enjoy the peace

 **ENERGY SAVING**  
Save more  
every day

 **LOW MAINTENANCE**  
Worry less,  
live more

**CERVO FANS**

DESIGNED FOR COMFORT, BUILT FOR LIFE.



**CERVO**<sup>®</sup>  
ENERGIZING LIVES

# CEILING Fans

S.NO.	CODE	DESCRIPTION	PACK
486	CF 380	Ceiling Fan 48" ( Ora Plus ) White / Blue / Chocolate	06
487	CF 381	Ceiling Fan 48" ( Magna ) White / Lvory / Brown	06
488	CF 382	Ceiling Fan 36" ( Magna ) White / Lvory / Brown	06
489	CF 383	Ceiling Fan 48" ( Thunder ) White / Lvory / Brown	06
490	CF 384	Ceiling Fan 24" ( Magic ) White / Lvory / Brown	08
491	CF 385	Ceiling Fan 36" ( Ora Plus ) White / Lvory / Brown	06
492	CF 386	Ceiling Fan 24" ( Ora Plus ) White / Blue / Chocolate	08
493	CF 387	Ceiling Fan 48" ( Flora ) White / Lvory / Chocolate	04
494	CF 388	Ceiling Fan 48" ( Spark ) White / Lvory / Chocolate	04
495	CF 389	Ceiling Fan 48" ( Orbit ) White / Blue / Chocolate	04
496	CF 390	Ceiling Fan 36" ( Orbit ) White / Blue / Chocolate	04
497	CF 391	Ceiling Fan 48" ( Cruze ) White / Blue / Chocolate	04
498	CF 392	Ceiling Fan 36" ( Cruze ) White / Blue / Chocolate	04



**Magna**



**Cruze**



**Spark**



**Flora**



**ORA Plus**



**Orbit**



**Magic**



HIGH SPEED



ENERGY SAVER



LOW VOLTAGE OPERATION



EASY TO OPERATE



COMPUTERIZED CHECK




**CERVO**<sup>®</sup>  
ENERGIZING LIVES

# APPLIANCES

S.NO.	CODE	DESCRIPTION	PACK
-------	------	-------------	------

## Fresh Air Fan



Fresh Fan



Bullet Fan



499	CF 393	Fresh Air Fan 9" 230mm	06
500	CF 394	Fresh Air Fan 12" 300mm	06
501	CF 395	Ventilation Fan 6" 150mm	06
502	CF 396	Ventilation Fan 8" 200mm	06
503	CF 397	Ventilation Fan 10" 250mm	06
504	CF 398	Bullet Standing Fan 400mm	06

## Room Heaters



Logic

505	C387	Room Heater Logic ( Hot Air Blower ) 1000/2400W	12
-----	------	---	----



Sun Heater



Astor

506	C388	Quartz Heater Astro 2 Rod	10
-----	------	---------------------------	----

507	C389A	Sun Heater Bhanu	06
-----	-------	------------------	----

## Immersion Water Heaters



Made From 100% Pure Copper  
& ISI Marked 3 Pin Plug

508	C390	1000 W Immersion Heater ( Waterproof )	70
-----	------	--	----

509	C391	1500 W Immersion Heater ( Waterproof )	70
-----	------	--	----

510	C392	2000 W Immersion Heater ( Waterproof )	70
-----	------	--	----

## Submersible Pumps



18W



45W

511	C393	18 W Submersible Pump ( Water Lifting: 1.85 Mtr. )	80
-----	------	--	----

512	C394	45 W Submersible Pump ( Water Lifting: 3 Mtr. )	36
-----	------	---	----

## Electric Irons



Plancha



Civic

513	C395	Fancy Light Weight Iron	12
-----	------	-------------------------	----

514	C396	Plancha ( Heavy Weight ) Iron	12
-----	------	-------------------------------	----

515	C397	Civic Iron ( Light Weight )	12
-----	------	-----------------------------	----



# CERVO<sup>®</sup>

ENERGIZING LIVES



**MADE IN INDIA**

*Distributor / Dealer*



**Mfg. By:**  
**Cervo Electricals & Lightings**

U.P (INDIA), [www.coronaswitch.com](http://www.coronaswitch.com) [www.cervoswitch.com](http://www.cervoswitch.com)  
© [www.coronaled.com](http://www.coronaled.com) [f corona switches and lighting](https://www.facebook.com/corona-switches-and-lighting) [✉ worldofcorona@gmail.com](mailto:worldofcorona@gmail.com)